



**Alesco<sup>®</sup>**

INDUCTION HEATERS

# WE HAVE ONE FOCUS

AND THAT IS INDUCTION HEATERS!

— *and we dare to promise that we can withstand comparison!*

## INDUCTION HEATING VS. GAS: AN EFFICIENCY COMPARISON

When choosing a heating method, it is crucial to consider both performance and cost-effectiveness.

Induction heating has emerged as the modern and efficient solution, bridging the gap between traditional gas heating and future technologies. Induction heating is a contactless method that efficiently converts electrical energy into heat, directed precisely where needed. This allows for fast and precise heating without unnecessary heat loss.

Gas heating, while traditionally popular, comes with drawbacks like constant supply, handling, safety risks, and environmental concerns. Induction heating offers significant advantages, including better control, higher energy efficiency, and reduced long-term operating costs.

It is also more environmentally friendly, producing no harmful emissions. In conclusion, induction heating is an innovative and cost-effective method that outperforms gas heating in many aspects.

By choosing induction heating, companies invest in smart, sustainable technology that benefits both the business and the environment in the long term.



# THE ALESCO WAY

With experience since 1998 and as a pioneer in mobile induction heating, Alesco Int. AB is a leading player in the industry. We have consistently developed groundbreaking products with a focus on uncompromising quality.

Our strength lies in setting high standards for every product we deliver. From development to manufacturing, we adhere to strict quality standards, and our specialized staff oversee every phase of production. Our suppliers are ISO 9001 and ISO 14001 certified, and our production methods align with REACH and RoHS guidelines.

We serve a broad customer base, from small automotive workshops to large global industrial

brands in manufacturing and maintenance. Our products are used worldwide, from mines in Svalbard to mobile solutions in the Sahara. Whether it's metal fabrication, customization, or pre- and post-weld heating, we are the trusted partner to meet your needs.

## *Designed to Keep You Safe*

One of Alesco's main focuses is designing safe machines that help you create a secure work environment. Our induction heaters comply with Directive 2013/35/EU regarding health and safety related to exposure to magnetic fields. The induction heaters also feature built-in overheating and short-circuit protection.





Alesco ACE 12

NIX 3

Alesco

Alesco

EMITTING WORKWEAR  
IN VENTURE

Alesco

ACE 12

# LESS RISKS – BETTER WORK ENVIRONMENT FOR YOUR STAFF

***Reduced Health Risks:*** Induction heating eliminates the need for open flames, significantly reducing the risk of accidents related to combustion and explosions. This creates a safer working environment for employees.

***Reduced Exposure to Harmful Substances:*** Gas heating can produce harmful emissions and by-products that may be detrimental to human health. In contrast, induction heating generates no direct combustion and carries none of these risks.

***Improved Workplace Comfort:*** Induction heaters do not emit heat, harmful gases, or odors, creating a more comfortable and pleasant working environment.

***Less Noise and Vibration:*** Induction heating is generally quieter than gas heating, reducing potential hearing impact and minimizing vibrations that could affect the well-being of workers.

***More Efficient Work Processes:*** Induction heating offers faster and more precise heating, which can improve productivity and efficiency in work processes.

***Reduced Fire Risk:*** Since induction heating does not require open flames or hot surfaces, the risk of fire and fire-related hazards in the workplace is significantly reduced.

In conclusion, the use of induction heating can offer a safer, healthier, and more comfortable work environment for employees, which can have positive effects on both productivity and well-being.



# REDUCE YOUR CUSTOMERS GAS COSTS BY 100%

**Greenhouse Gas Emissions:** Using gas for heating results in the emission of greenhouse gases, particularly carbon dioxide (CO<sub>2</sub>) and methane (CH<sub>4</sub>), which contribute to climate change.

**Air Pollution:** Fossil fuels used in gas heating can generate air pollutants such as nitrogen oxides (NO<sub>x</sub>) and particulate matter, which can have harmful health effects on both people and the environment.

**Safety Risks:** The use of gas in workshops can pose certain safety risks, especially if not handled properly. There is a potential risk of leaks, explosions, or fires.

**Dependence on Fossil Fuels:** Gas is a non-renewable resource, and its availability can be subject to market fluctuations and political influences.

**Infrastructure and Storage:** Using gas requires a reliable infrastructure for storage, distribution, and handling, which can lead to additional costs and logistical challenges.

**Costs of Climate Impact:** In some regions, regulations and fees for greenhouse gas emissions can lead to increased costs for companies that use gas heating.

In summary, gas heating in workshop environments has a significant environmental impact, both in terms of emissions and safety risks. In comparison, induction heating offers a more environmentally friendly and safer alternative, with reduced impacts on climate and health



# REDUCE INSURANCE COSTS

***Reduced Fire Risk:*** Induction heating eliminates the need for open flames or hot surfaces, reducing the risk of fire-related injuries or incidents. Insurance companies often view technologies that lower such risks favorably.

***Reduced Exposure to Harmful Substances:*** Since induction heating does not produce combustion emissions or harmful gases, it reduces the risk of health-related issues, thereby potentially lowering insurance costs related to personnel injuries.

***Higher Safety Standards:*** Induction heaters are designed with safety features that minimize the risk of accidents and misuse. This technology can reassure insurance companies that the associated risks are lower.

***Lower Environmental Impact:*** Induction heating is a more environmentally friendly method as it does not emit harmful substances or generate emissions. Insurance companies may offer more favorable premiums for environmentally friendly alternatives.

***Improved Safety Policy:*** By upgrading to a safer and more advanced technology like induction heating, the company demonstrates its commitment to safety. This can result in more favorable insurance terms.

***Regulations and Compliance:*** Some insurance companies may have specific guidelines and incentives for businesses using safer and more modern technologies, which could translate into lower insurance premiums.

In summary, transitioning to induction heating can be beneficial for insurance costs by reducing risks, promoting safety, and demonstrating a commitment to a more sustainable and safer workplace. It is always recommended to discuss these advantages with your insurance advisor to get a clear understanding of how the transition can impact your insurance costs.





Alesco

ACE 12

KERS



# A80 | PORTABLE INDUCTION HEATER



## A mobile induction heater to be used everywhere

The A80 is designed with mobility in mind. The compact format and low weight make it easy to carry it with you in the garage or workshop. Place it on a workbench and simply plug it into an EU standard 230V electrical output and you are all set. Due to its low electrical demands, the A80 is a popular inductive heating tool in many service vans, and the unit will run off a generator if no power source is available.

## Work for longer without external cooling

The total running time before the A80 needs to cool down is approximately 12 min at an ambient temperature of 20°C. If you need to extend the heating time you can, with the help of an external pump, hose and water connections, connect for example a water canister to your A80, since it is equipped with an additional internal cooling circuit. (Water connections are included, pump and hose are sold separately).

The A80 has a built-in water tank with environmentally friendly antifreeze. It can safely be stored and transported in temperatures down to -20°C. However, we always recommend using a transport case for longer transports. The unit will continuously monitor the water flow and warn you if there is any problem with the cooling.

## Designed to heat any metals

Despite its compact frame, the A80 generates 3,7 kW of electrical output and is highly efficient for heating steel. It is efficient enough to work on all metals, including copper and aluminum, but at slightly lower efficiency. Common alloys, such as brass and stainless steel, are no match for this portable induction heating machine either. Whatever induction heating application you need - such as bolts, nuts, rods, pipes, plastic decals - the A80 can help you solve your problem.

## Ease of use guaranteed - “plug and heat”

Upon delivery, the A80 comes pre-filled with a cooling agent and is prepared to get into action immediately. No installation or lengthy manuals are needed, thanks to its user-friendly interface. The simplistic design on the front panel shows the 5 power steps, as well as an indicator for overheating and water flow. As soon as you plug in the A80 portable induction heating tool, it will run a self-diagnostic test for a few seconds and then you're ready to apply heat. Simply place the heating tip on your workpiece and press the button.

## Flexible heating tips for any occasion

The A80 is delivered with a standard heating tip (90 degrees) which covers many situations, but can also be fitted with other heating tips, depending on the occasion.

|                   |                              |
|-------------------|------------------------------|
| MAIN SUPPLY       | 1 ~ 208-230 VAC 16A/50-60 Hz |
| ENCLOSURE         | IP21                         |
| POWER CONTROL     | 5 STEPS                      |
| WORKING FREQUENCY | 17-40 kHz                    |
| OUTPUT POWER      | 3.7 kW                       |
| WEIGHT            | 15 KG                        |

|                        |  |
|------------------------|--|
| HOSE LENGHT            | STANDARD (1.7m) / EXTENDED (3m)            |
| INTERNAL COOLING       | YES  |
| COOLING SYSTEM         | Internal and external water cooling.       |
| AVAILABLE HEATING TIPS | 90° (included). Straight & wheel bolt opt. |
| DIMENSIONS             | (LXWXH) 450X220X250 mm                     |
| GENERATOR USE          | YES  |

**A80 (1.7M)** ART NO. 100880 / **A80 (3M)** ART NO. 100888



Alesco

Alesco A80

Alesco

# A80V+NIX1 | PORTABLE INDUCTION HEATER



## Alesco A80V is an induction heater designed to heat all types of metals in any environment

Loosening bolt torque before parts are disassembled is a common practice in maintenance, such as wind turbines and refineries. Many of these tasks are performed in hot and cramped environments, creating a need for a small and mobile induction heater that is still effective and can run for long periods of time. The A80V is a small and versatile portable induction heater that has proven to be extremely effective in loosening torque on bolts exceeding M64. Despite its compact size, the A80V generates 3.7 kW and is highly efficient in heating steel, capable of working on all metals—including copper and aluminum, albeit with slightly lower efficiency. Common alloys like brass and stainless steel are no match for this induction heater.

## Two lightweight units for maximum mobility and operational time

A80V consists of the A80 induction heater and the NIX1 cooling unit, which is a small and lightweight device weighing 3 kg. The cooling unit allows the induction heater to operate for extended periods in hot environments. The units are easy to carry around, and they can be easily separated in a few seconds without any tools. When disconnected from the NIX1, the A80V can be used as a standard A80. Due to its low power requirement, the A80 can be powered from

a standard EU 230V electrical outlet or with a generator if no outlet is available.

The A80 has a built-in water tank with environmentally friendly antifreeze. It can safely be stored and transported in temperatures down to -20°C. However, we always recommend using a transport case for longer transports. The unit will continuously monitor the water flow and warn you if there is any problem with the cooling.

## Work in temperatures exceeding 50° celsius

A lot of maintenance work is carried out in very high ambient temperatures and tough environments that demand high performance from your equipment. The A80V can operate continuously at 45 degrees ambient temperature and temporarily at temperatures exceeding 55 degrees. Like the A80, the A80V features a built-in water tank with environmentally friendly antifreeze and can be safely stored and transported down to -20°C.

## Flexible heating tips for any occasion


The A80V is delivered with a standard heating tip (90 degrees) which covers many situations, but can also be fitted with other heating tips, depending on the occasion.

|                   |                              |
|-------------------|------------------------------|
| MAIN SUPPLY       | 1 ~ 208-230 VAC 16A/50-60 Hz |
| ENCLOSURE         | IP21                         |
| POWER CONTROL     | 5 STEPS                      |
| WORKING FREQUENCY | 17-40 kHz                    |
| OUTPUT POWER      | 3.7 kW                       |
| WEIGHT            | 15 KG + NIX1                 |

|                        |   |
|------------------------|---|
| HOSE LENGTH            | STANDARD (3m)                                   |
| INTERNAL COOLING       | YES   |
| COOLING SYSTEM         | Internal and external water cooling.            |
| AVAILABLE HEATING TIPS | 90° (included). More alternatives are available |
| DIMENSIONS             | (LXWXH) 450X220X250 mm                          |
| GENERATOR USE          | YES   |



# INTER 8/12 | MOBILE INDUCTION HEATER



## INTER 8/12 – designed for your workshop

The INTER 8/12 is developed with the requirements of a workshop in mind where you need a versatile induction heater that can quickly be applied on many different areas - and provide extra power when called for.

Thanks to its mobile frame the INTER 8/12 is easy to move around in the workshop allowing fast access to the workpiece with its 6 m hose length. With a height of only 86 cm, it can easily be stored under a workbench to save floor space. The INTER 8/12 connects to the EU standard 3x400VAC + PE/16A power output or from a generator if there is no output available.

### A flexible heating tool with a boosted 12 kW output

The built-in cooling unit and the unique boost function (Instant Power Boost System) gives you the power and work speed you need without an external water source connected. Nominally the output power is 8kW however you can boost the output power to 12kW for 60 seconds every other minute. The unit will allow 60 minutes run time at 8kW and 30 minutes when using the boost function (in normal ambient temperatures).

## Designed to heat any metals

Despite its compact size the INTER 8/12 generates a maximum output power of 12kW and is efficient enough to work on all metals and alloys, including copper and aluminum but with slightly lower efficiency than on steel. Whatever induction heating application you need – such as truck frame alignment, nuts, bolts, rods, even pre- and post-heating in welding applications. The INTER 8/12 will solve your problem.

### Ease of use guaranteed - “plug and heat”

The INTER 8/12 is prepared to get into action directly when delivered. No installation procedures or lengthy manuals are needed thanks to its user-friendly interface. The simplistic design on the front panel shows the 10 power steps as well as an indicator for overheating. As soon as you start the INTER 8/12 it will run a self-test taking a few seconds and then you're ready to heat. Place the heating tip on your workpiece and press the button.

### Flexible heating tips for any occasion

Like all Alesco's induction heaters the INTER 8/12 is delivered with a standard heating tip which covers many situations and is our most versatile inductor. However other heating tips can be fitted depending on the situation.

|                   |                             |
|-------------------|-----------------------------|
| MAIN SUPPLY       | 3x400VAC + PE / 16A 50-60Hz |
| ENCLOSURE         | IP21                        |
| POWER CONTROL     | 10 STEPS                    |
| WORKING FREQUENCY | 15.5 kHz                    |
| OUTPUT POWER      | 8-12 kW                     |
| WEIGHT            | 95 KG                       |

|                        |   |
|------------------------|---|
| HOSE LENGHT            | STANDARD (6m)                                   |
| INTERNAL COOLING       | YES   |
| COOLING SYSTEM         | INTERNAL COOLING                                |
| AVAILABLE HEATING TIPS | 90° (included). More alternatives are available |
| DIMENSIONS             | (LXWXH) 800X350X860 mm                          |
| GENERATOR USE          | YES   |



# ACE12+NIX3 | MOBILE INDUCTION HEATER



## A mobile induction heater to be used on many sites and heavy-duty work

With a weight of only 19 kg and a full 6-meter hose package the ACE12 is truly mobile and versatile. Easy to move around and easy to access the workpiece. The compact frame also makes the ACE12 fit on a workbench, just connect to a water source and a 3x400VAC+PE/16A power outlet and you're all set to go. It is powerful enough to work on all metals including copper and aluminum. Heating common alloys such as brass and stainless steel are also an easy task with the ACE12. Nuts, bolts, rods, even pre- and post-heating in welding applications are no match for this machine.

## Work for as long as you need with a cooling option of your choice

The ACE12 can easily be connected to multiple cooling options depending on your needs and requirements. It can either be connected to Alesco's prepared cooling option NIX3 or you can run it on tap water or any other available water source. The built-in overheating protection and water flow alarm will monitor the temperature ensuring safe function and warn you if necessary. At normal ambient temperatures (20 degrees Celsius) the ACE12 can run for many hours at the maximum output when connected to an external water-cooling option such as tap water.

## Adding endurance and mobility to your ACE12 Induction Heater

Add more flexibility to your ACE12 together with the NIX3 cooling unit. The combination of ACE12 and NIX3 lets you do heating jobs where tap water is scarce or if you simply want a faster and more agile induction unit. This combination unit covers the heating needs for both mechanic workshops and auto repairs as well as construction sites and even scaffolding.

## Ease of use guaranteed - "plug and heat"

Like all Alesco products, we take pride in developing products that are easy to use and don't require special installation procedures. The NIX3 comes already filled with a cooling agent and is prepared to get into action directly. No installation or lengthy manuals are needed. The ACE12 fits perfect onto the NIX3. Just connect the two water connections with the attached quick connectors. Since the NIX3 also powers the ACE12 you only need one EU standard 3x400VAC+PE/16A outlet to power both of the units.

## Flexible heating tips for any occasion

Like all Alesco's induction heaters, the ACE12 is shipped with a standard heating tip which covers most situations that you encounter. However other heating tips can be fitted depending on the situation.

|                   |                             |
|-------------------|-----------------------------|
| MAIN SUPPLY       | 3x400VAC + PE / 16A 50-60Hz |
| ENCLOSURE         | IP21                        |
| POWER CONTROL     | 10 STEPS                    |
| WORKING FREQUENCY | 15.5 kHz                    |
| OUTPUT POWER      | 12 kW                       |
| WEIGHT            | 150 KG (included the NIX3)  |

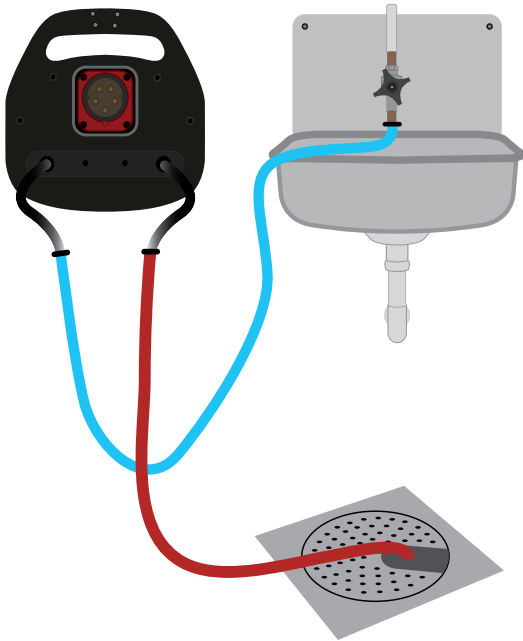
|                        |   |
|------------------------|---|
| HOSE LENGHT            | STANDARD (6m)                                   |
| COOLING SYSTEM         | 2 options: tap water or NIX3                    |
| AVAILABLE HEATING TIPS | 90° (included). More alternatives are available |
| DIMENSIONS             | (LXWXH) 600X290X260 mm                          |
| WATER CONSUMPTION      | Min 4L/m during heating sequence                |





# USE ACE12

- WITH OWN WATER SOURCE

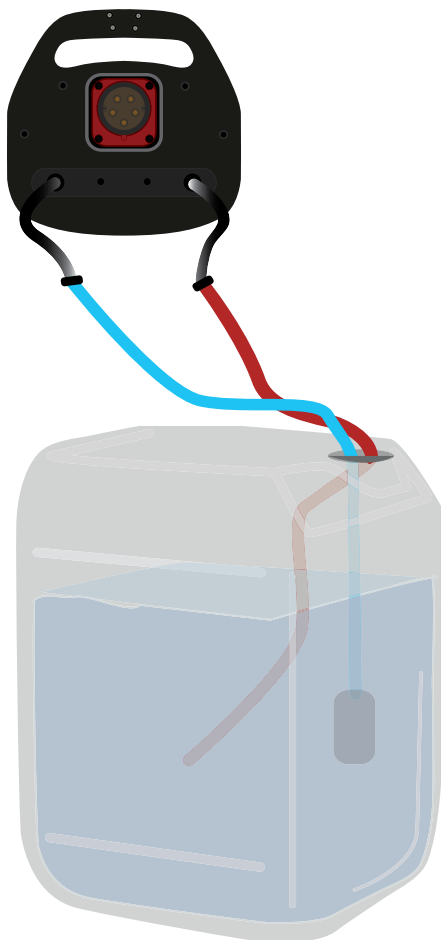


# 1

## WHEN USED WITH TAP

### WHAT YOU NEED:

- Two hoses in desired length.  
(Recommended max length is 50m)
1. Connect left side (in-flow) to a hose, connected from your tap.
  2. Connect right side (out-flow) to a hose where you want the water to flow out, for example a well.



# 2

## WHEN USED WITH CLOSED WATER TANK

### WHAT YOU NEED:

- A water container. We recommend one that holds at least 25l.
- A water pump with a pressure guard that manages a minimum flow of 4l/min.

Connect left side (in-flow) to a hose with the water pump attached, put the pump in your water container. Connect right side (out-flow) to a hose and put it in the same container. **BE AWARE** that the water in the container eventually will get hot, so change the water or let it cool down on regular basis so the machine doesn't shut down while you are working.





Alesco

Alesco

ACE 12

❄️ NIX 3







### **FLEXIBLE HEATING TIPS FOR ANY OCCASION**

The A80 is delivered with a standard heating tip (90 degrees) which covers many situations, but can also be fitted with other heating tips, depending on the occasion. For small and cramped spaces, there is a forward-pointing heating tip that allows you to access tricky areas more easily.

Changing between different heating tips is quick and easy. Just unscrew the existing tip and screw on the one you want to use - all done in less than 30 seconds and without any tools.



### A80 STANDARD HEATING TIP

*A multi-purpose induction heating tool that works on any metal*

This is the standard heating tip for the A80. It is durable and gives good access in confined spaces, and is a really good all-round tool. The heating tip is supplied complete with O-ring.

ART NO. 100883



### A80 STRAIGHT HEATING TIP

*A multi purpose induction heating tip with a straight design*

This heating tip allows you access where the standard heating tip can't fit. The heat comes from the front. It is as robust as all of our heating tips. The heating tip is supplied complete with O-ring.

ART NO. 100884




### A80 WHEEL BOLT HEATING TIP

*A induction heating tip designed to fit all wheels in the market*

With a diameter of 21mm this heating tip is perfect to gently loose wheel bolts, while minimizing the risk of damaging the rim. The heating tip is supplied complete with O-ring.

ART NO. 100889



### STANDARD HEATING TIP

*A multi purpose heating tip with our standard 90° design*



This is the standard heating tip for the ACE12 & INTER 8/12. It is durable and gives good access in confined spaces, and is a really good all-round tool.

---

ART NO. 500100

### STRAIGHT HEATING TIP

*A multi purpose induction heating tip with a straight design*



This heating tip allows you access where the standard heating tip can't fit. The heat comes from the front. It is as robust as all of our heating tips.

---

ART NO. 100007

### FLAT HEATING TIP

**A multi purpose heating tip that allows you to heat a larger surface at a time**



*With ceramic balls to protect surfaces!*

This heating tip is specially designed to let you heat a larger surface at a time. The heating tip is also slightly angled and has a height of only 16 mm to fit in tight spaces. This heating tip has a unique feature in that it contains built-in ceramic balls, which protect the material from being scratched.

---

ART NO. 100991





**ROUND HEATING TIP Ø 30MM**

A multifunctional heating tip designed for heating pipes and handling soldering tasks efficiently. The heating tip features a slight angle for improved ergonomics and user convenience.

---

ART NO. 500300



**ROUND HEATING TIP Ø 50MM**

A multifunctional heating tip designed for heating pipes and handling soldering tasks efficiently. The heating tip features a slight angle for improved ergonomics and user convenience.

---

ART NO. 500500



**ROUND HEATING TIP Ø 70MM**

A multifunctional heating tip designed for heating pipes and handling soldering tasks efficiently. The heating tip features a slight angle for improved ergonomics and user convenience.

---

ART NO. 500700





### 90° CORNER HEATING TIP

*A versatile heating tip designed for heating corners at a 90° angle*

This heating tip is offering precise control and efficiency. Ideal for both pre-heating and post-heating in welding applications, this tip helps to improve weld quality, reduce stress on the material, and ensure a smooth and durable finish. The heating area is 30 x 30 mm.

ART NO. 500150



### 60 MM WIDE HEATING TIP

*A versatile heating tip engineered for quick and efficient heating of large areas.*

This heating tip is specifically designed for heating larger surfaces at once. It is angled at approximately 45 degrees for more ergonomic use. The heating area is 60 mm. Additionally, it is shorter than our standard inductors, allowing the machine's power to increase and penetrate deeper into the material. This inductor is perfect for all types of production, metalworking on thicker materials, and pre- and post-welding applications.

ART NO. 500110



### STRAIGHT BOLT HEATING TIP

*An induction heating tip specifically designed for truck bolts and recessed bolts.*

With a diameter of 30 mm and a length of 135mm, this heating tip is perfect for gently loosening both wheel bolts and recessed bolts. Its design allows for precise heating in hard-to-reach areas, making it ideal for recessed bolts that are difficult to access with standard tools. The tip ensures efficient heat distribution, minimizing the risk of damage to surrounding components while effectively loosening even the most stubborn recessed fasteners.

ART NO. 500120





**STANDARD HEATING TIP**

*A multi purpose heating tip with our standard 90° design*

This is the standard heating tip for the A800. It is durable and gives good access in confined spaces, and is a really good all-round tool.

---

ART NO. 100514



**STANDARD HEATING TIP**

*A multi purpose heating tip with our standard 90° design*

This is the standard heating tip for the A1100 and A1200. It is durable and gives good access in confined spaces, and is a really good all-round tool.

---

ART NO. 100005



**STANDARD HEATING TIP**

*A multi purpose heating tip with our standard 90° design*

This is the standard heating tip for the A3000 and A4000. It is durable and gives good access in confined spaces, and is a really good all-round tool.

---

ART NO. 1000026



**A500/A800  
FIELD ENHANCER REPLACEMENT KIT**

Our standard 90° heating tip for Alesco models A500 and A800 is designed with our new Quick Change system. This allows you to change the field enhancer by yourself when needed. This applies to inductors purchased after 2021.

---

ART NO. 900306



**A1100/A1200  
FIELD ENHANCER REPLACEMENT KIT**

Our standard 90° heating tip for Alesco models A1200 is designed with our new Quick Change system. This allows you to change the field enhancer by yourself when needed. This applies to inductors purchased after 2021.

---

ART NO. 900307




**A3000/A4000  
FIELD ENHANCER REPLACEMENT KIT**

Our standard 90° heating tip for Alesco models A3000 and A4000 is designed with our new Quick Change system. This allows you to change the field enhancer by yourself when needed. This applies to inductors purchased after 2021.

---

ART NO. 900308




**INTER 8/12 / ACE12  
FIELD ENHANCER REPLACEMENT KIT**


Our Flat heating tip for Alesco models Inter 8/12 and ACE12 is designed with our new Quick Change system. This allows you to change the field enhancer by yourself when needed. This applies to inductors purchased after 2021.

ART NO. 900309

## HOW TO



We now offer the option to replace the field enhancer on some of our inductors/heating tips, but not all. To see if your specific inductor allows for a field enhancer replacement, please check if your inductor includes this feature ( see arrow ) . If it does, the field enhancer can be replaced. If not, it would require purchasing the new version of the inductor/heating tip.





Alesco

ACE 12

❄️ NIX 3

Alesco







# CONTACT US



## ORDER

ORDER / DELIVERIES

[order@alesco.se](mailto:order@alesco.se)



## SALES

CUSTOMER RELATIONS

[sales@alesco.se](mailto:sales@alesco.se)



## SUPPORT

SERVICE / TECHNICAL SUPPORT

[support@alesco.se](mailto:support@alesco.se)



## FINANCE

INVOICES / ACCOUNTING

[finance@alesco.se](mailto:finance@alesco.se)



ALESCO INTERNATIONAL AB

SWEDEN | NEONGATAN 10, SE-431 53 | +46 (0) 31 711 47 50

VAT: SE556604630501



**Alesco<sup>®</sup>**

---

INDUCTION HEATERS